

Pick Up a Penguin





Inspired by World Penguin Day on the 25th April we thought it would be fun to create a penguin matching card game!

Tools and Materials:





- Paper
- Pencil
- Felt Tips
- Scissor







We used 1 sheet of A4 paper which makes 12 squares, 6 pairs, you can of course use more paper to make even more penguins but to start fold the paper into thirds long ways like so and then cut into strips



Take the strips then fold in half and cut, then repeat with the smaller bits cutting each long strip into 4, you end up with 12 squares in all



Now start to sketch your pairs of penguins, when happy with them you can colour them in. Remember they are matching pairs so the colours need to be the same too!



There you have it your very own "Pick Up a Penguin" game!



Here is another we made to inspire you!

