


## IWD Quote Poster




Another way we can celebrate International Women's Day, on 8th March is looking at inspirational women and quotes that we like from them to make into a poster!

### Tools and Materials:

- Paper
- Pencil
- Ruler
- Paintbrush
- Watercolours
- Water

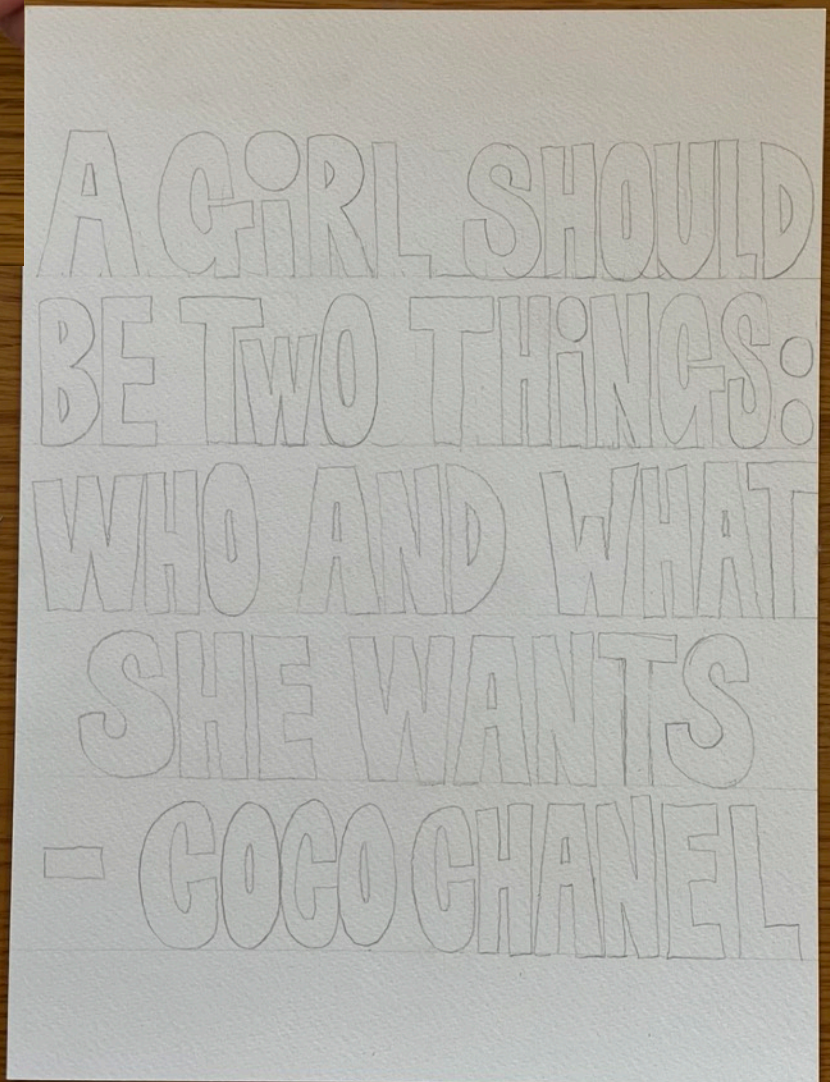



So to make the lettering a little easier start out by drawing some lines across to use as a guide for the words. We left a bigger gap at the top than bottom but then tried to space it out relatively evenly. Count the words in your chosen quote to figure out the space you need. We chose a quote from Coco Chanel for our poster “A girl should be two things: who and what she wants” so spaced it accordingly

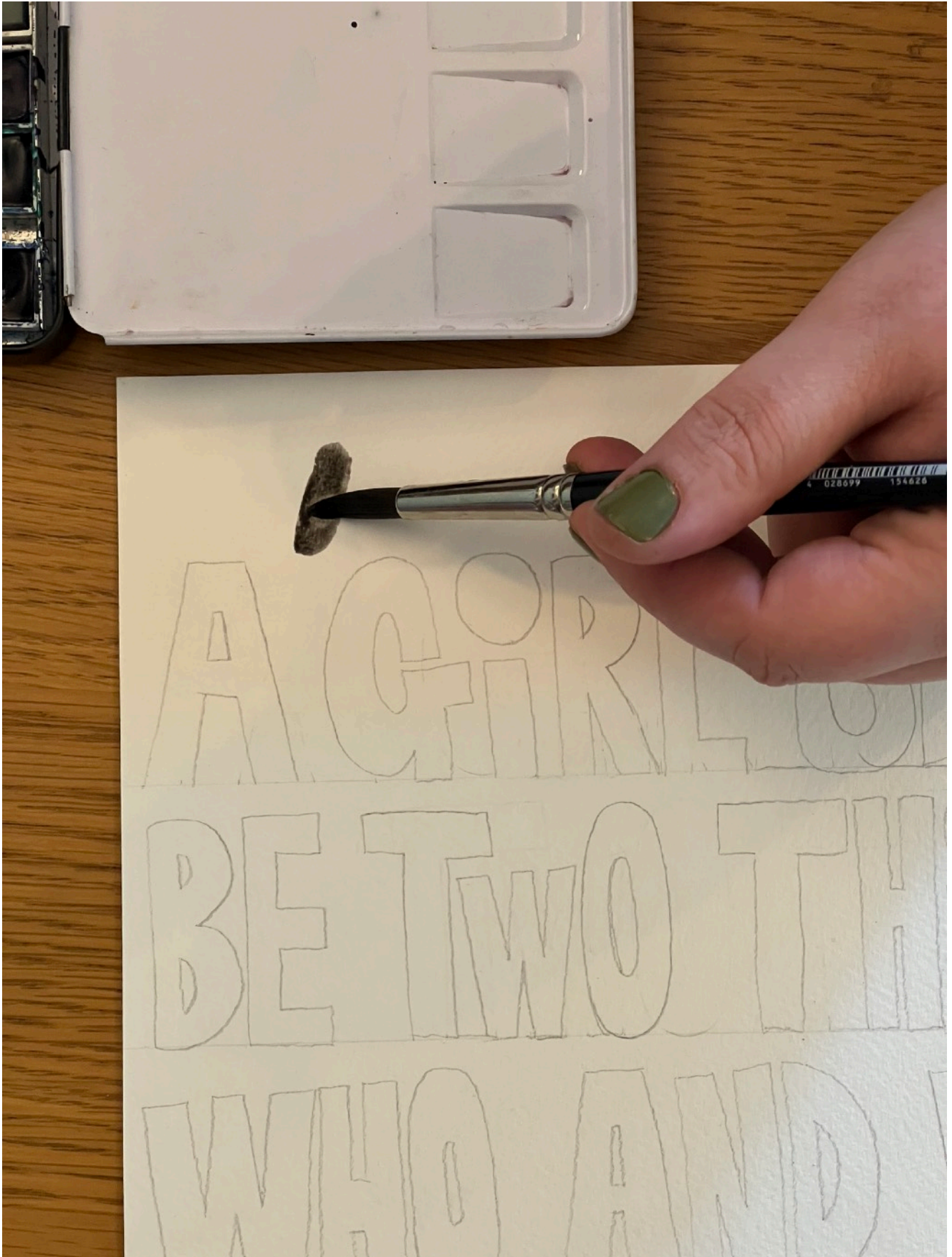




Then start your lettering - think about what kind of font you want to use and how is it will be for you to repeat (unless you want different style letters which is also fine!)



Once you are happy with the letters then you can go to paint it - if you are using multiple colours make sure it is dry in between colours because it isn't the paint will bleed into each other and blur the lines which you probably don't want





There you have it your very own "IWD Poster"!

A GIRL SHOULD  
BE TWO THINGS:  
WHO AND WHAT  
SHE WANTS  
- COCO CHANEL



Here is another we made to inspire you!

MAYA ANGELOU  
YOU CAN'T USE UP  
CREATIVITY  
THE MORE YOU USE  
THE MORE YOU HAVE