


## Themed Faces





Taking inspiration from Guiseppe Arcimboldo an Italian 16th Century Artist famous for his imaginative portrait created from fruit, vegetables and other objects - why not create your own portrait from themed items to create your own artwork!

Tools and Materials:

- Paper
- Pencil
- Colouring Pencils



First of all think about what items you want to use - it could be animals, machine parts, flowers etc - whatever you want to use. We thought food would be fun - think about what shapes within that theme would suit the different elements of the face and start sketching it out like so



You can start to colour it in when you are happy with your composition, try and think about what colours would go well together and if you want to stick to “realistic” colours



There you have it your very own "Themed Face"!



Here are some more we created to inspire you!



