



# Geometric Circle Pattern




Using a compass why not see what kind of Geometric Circle patterns you can create!

Tools and Materials:


- Paper
- Felt Tips
- Compass (with pencil/lead)



First of all decide how big you want the circle to be - however far you set the compass to this is half the circle diameter - try and keep the compass set to the same distance to create the base of the pattern you can change it later if you like for an added layer




To make it into a pattern chose a point to draw from that you can repeat - we chose to put the point on the line to repeat like so






Keep picking points that you can repeat - if you draw somewhere on one side then repeat on the opposite side like so - see what you can create with repetition




When you are happy with your pattern you can colour it in! If using limited colours like us then think about how colours might not touch to make it the most vibrant image





There you have it your very own "Geometric Circle Pattern"!





Here is another we made to inspire you!

