


Design your own Font





Taking inspiration from typography why not create your own font - you could have different letters or a style carried across the alphabet - whatever you choose!

Tools and Materials:


- Paper
- Pencil
- Felt Tips



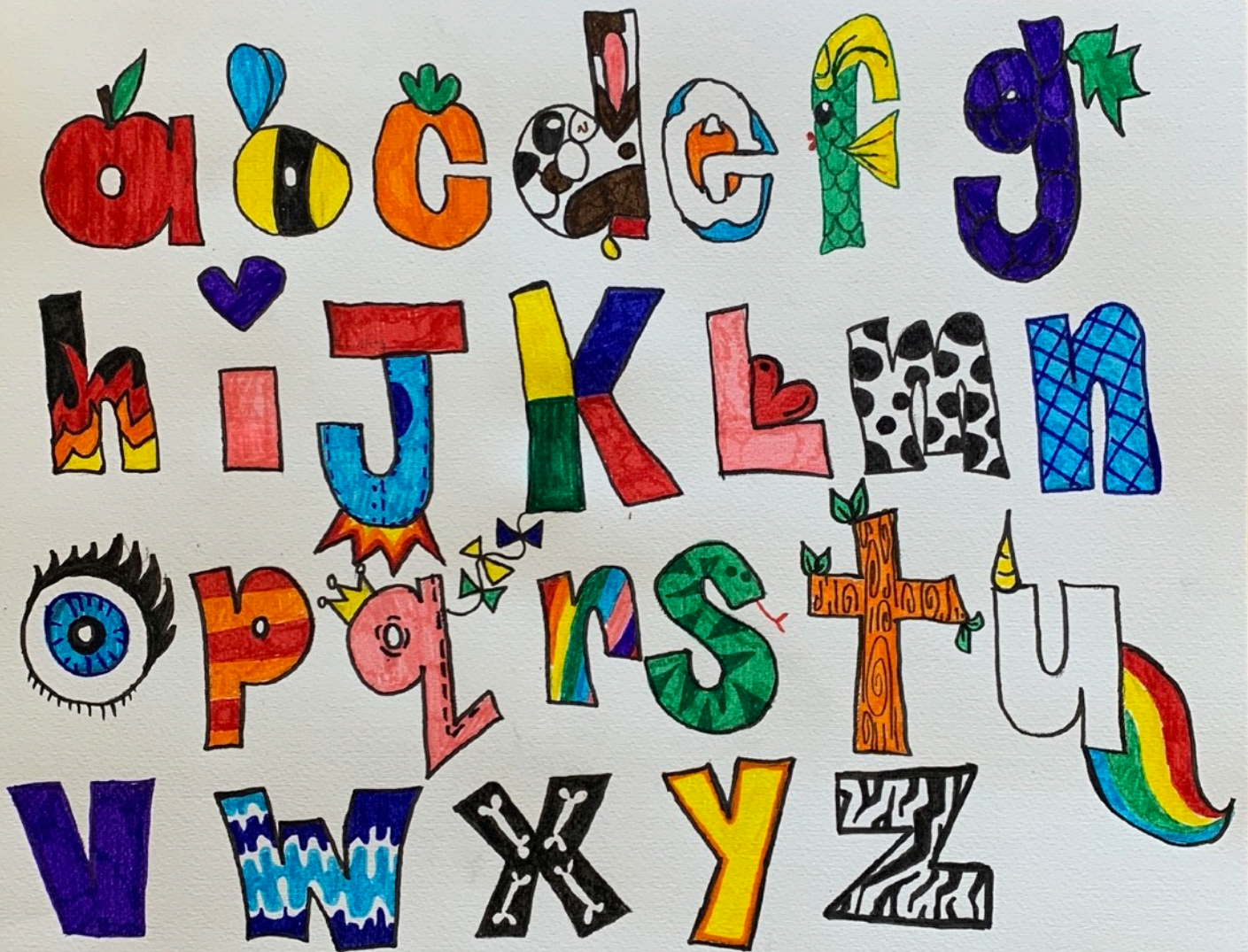
So start thinking about what you might want to create - could it be something the letter is related to like “A is for Apple” or could it even be what the shape makes you think of? You could theme them all around animals or patterns whatever you think looks best! Start sketching out the letters in pencil first



Some we made to represent the letter like A as an apple, B as a Bee, C as a Carrot - but O looked like an Eye to us - others we wanted to transform with colour - you can mix it up!



There you have it “Design your own Font”!



Here is another we made to inspire you

