


Design a Haggis




Celebrating "Burns Night" the Scottish celebration of the poet Robert (Rabbie) Burns why not create what you think a mythical haggis creature could look like? Haggis is traditionally eaten as part of the meal along with neeps and tatties (mashed swede and potatoes!)

Tools and Materials:

- Paper
- Pencil
- Colouring Pencils




So first of all think about where a Haggis might live - the highlands of Scotland out in big open spaces that can sometimes be very cold. What do you think they need for the habitat they live in? What other animals might they look like? We thought our Haggis could be like a bee-bodied, bear like, elephant-footed, Ian Bru coloured creation! Start sketching your creature out like so



Once you are happy with your creature get colouring - you can even add a background too if you like!



There you have it your very own "Haggis"
we hope you enjoy designing it!



Here is another we created to inspire you!

