

# CoolitArt

## Quilling




Quilling is the art of rolling paper to create images and patterns, you can buy sets to do this or create your own paper strips and use a pencil!

Tools and Materials:



- Quilling Strips (you can make your own)
- PVA Glue
- Quilling Stick a pencil works too
- Card
- Paintbrush



First of all you need to think what you want to create - we came up with a carrot because it's nice and bright colours and a fun shape, take your paper and start rolling it around your stick or pencil like so



Once you have a completed circle glue the loose end itself and then glue it your card canvas



You can roll your paper all the way or part way, you can roll from one end or both end in opposite directions - just play around and see what you can come up with!



There you have it your very own quilled picture



Here are some more we made to inspire you!

