


Yarn Christmas Tree




This is a fun festive craft - you could make them into tree decorations, or place settings for Christmas dinner or even gifts! They are nice because they are tactile and you can even get glittery wool which looks a bit like tinsel!

Tools and Materials:



- Coloured Paper
- Wool
- Scissors



First of all you want to cut a triangle out of your paper for the body of your tree, a tall pointy triangle to be tree shaped



Then start wrapping your wool around it in all different directions - we didn't glue ours we just held it until more wool was wrapped around and held it in place and tucked the end in to secure it when done



There you have it your very own “Yarn Christmas Tree”!

