


CoolitArt

Texture Maze



This is a different way to use your senses - why not create a maze to do with your eyes closed?

Tools and Materials:


- Felt
- Scissors
- Wool or String
- Pencil
- Glue (PVA)
- Paintbrush
- Sandpaper






First of all you need to decide what shape maze you would like - it could be square, rectangle or even star shaped! We chose a circle for this one, so draw your outline and work your way in to workout your route



Once you are happy with your design then you can start sticking down the wool to make the walls of your maze



Now to add in your directions, we chose felt and sandpaper as our different textures you can choose any materials you like we just thought it was a good contrast. Choose one for left and one for right which you will be able to tell apart when your eyes are closed so you can find your way around the maze. Cut squares of both and add to your maze with glue.



And there you have it your own texture maze!



Here are more we've made to inspire you!

