

CoolitArt

Illustrated Stories

This teaching pack is dedicated to Clem & Colin Leibenberg who helped make another year possible!




Taking inspiration from International day of Literacy we thought it would be fun to create stories - you can create your own story by picking words out at random!

Tools and Materials:


- Ruler
- Scissors
- Plain Paper
- Pencil
- Colouring Pencils



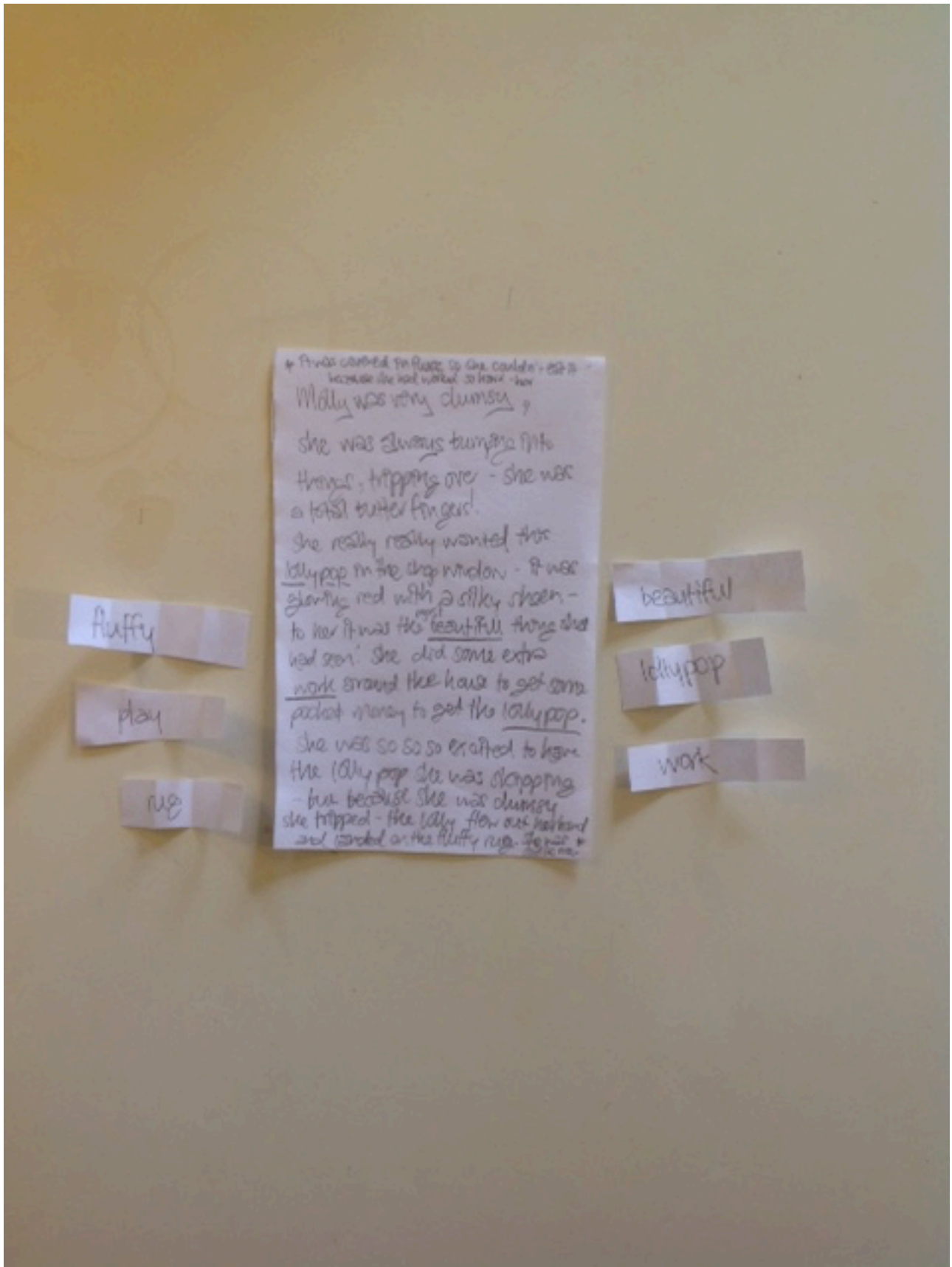
This might be a fun activity to do in a group to see what you all managed to come up with - first things first you need to write out some adjectives, verbs and nouns - equal numbers of each - the “wackier” the words the better!






Once you are happy with your words cut them out and fold them up so you can pick them at random - we chose 2 words from each pile



It can be a little tricky to come up with a story so we wrote out a "draft" first so we could try out our ideas before putting it down to illustrate



Once you are happy with your draft you can draw up your border for the illustrations to go in we did a 4cm border all the way round for our story.



Now you can carefully write your story in the space in the middle - take your time to make sure it's right!

Molly was very clumsy, she was always bumping into things, tripping over - she was a total butter fingers!

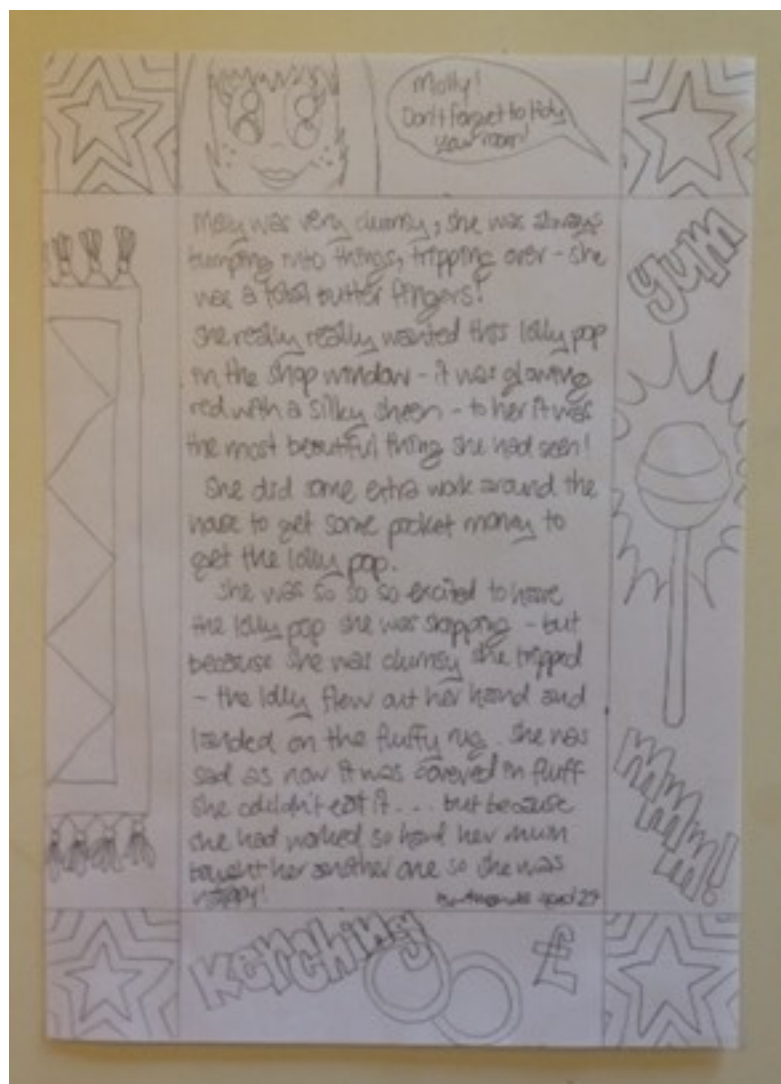
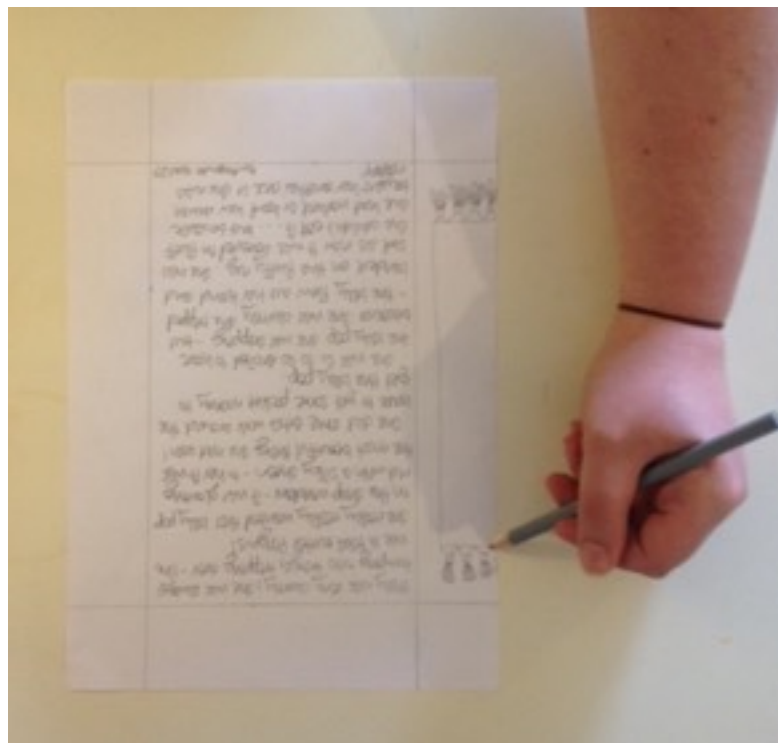
She really really wanted this lolly pop in the shop window - it was glowing red with a silky sheen - to her it was the most beautiful thing she had seen!

She did some extra work around the house to get some pocket money to get the lolly pop.

She was so so so excited to have the lolly pop she was stopping - but because she was clumsy she tripped - the lolly flew out her hand and landed on the fluffy rug. She was sad as now it was covered in fluff she couldn't eat it... but because she had worked so hard her mum bought her another one so she was happy!

by Amanda aged 29

Once you are happy with your story you can start to illustrate it! What are the most important elements of the story that you can draw?



Once you are happy with your drawings you can colour it in - and there you have it your own illustrated story



Here are some others we created to inspire you!

