


# CoolitArt

## Picture Codes




You can create your own picture code to write messages to your friends - as long as they also know the code to crack it!

Tools and Materials:


- Felt Tips
- Paper
- Pencil



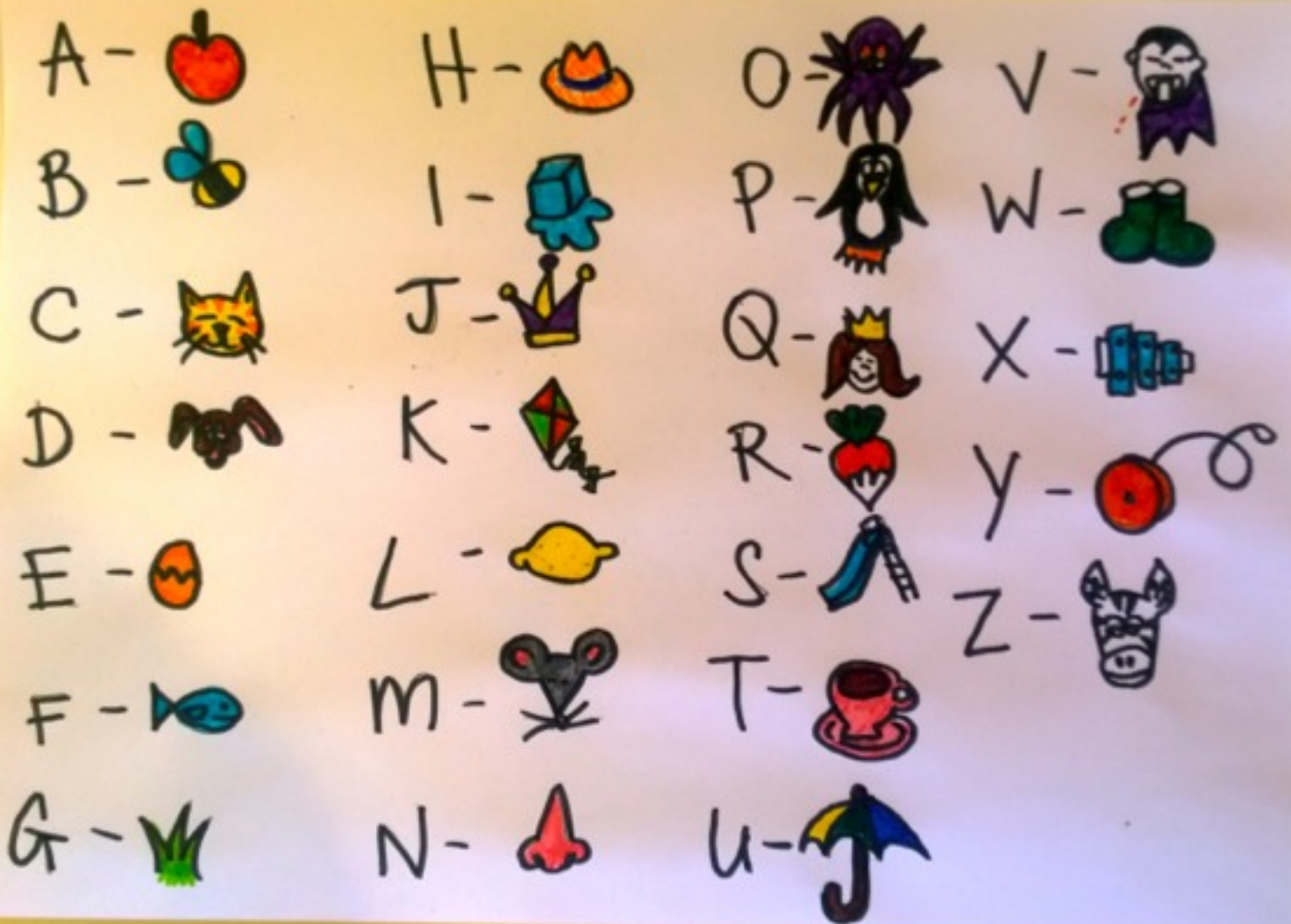
First of all you need to write out the alphabet - like so




Start thinking about what pictures you want to do for each letter - you can do whatever you want we just did things that begin with those letters





Colour you code in to make it nice and bright!




Then you can start thinking about what to write with your code - can you crack the codes below?


A - 

H - 


O - 


V - 


B - 


I - 


P - 


W - 


C - 

J - 

Q - 


X - 


D - 


K - 


R - 


Y - 

E - 


L - 

S - 


Z - 

F - 

M - 

T - 

G - 

N - 

U - 



