

CoolitArt

Fabulous Fabrics of Nature







Taking inspiration from Nature you can create your own animal print inspired work - you might not know but a lot animal patterns are based on maths and fractals!

Tools and Materials:



- Pencil
- Felt Tips
- Paper
- Ruler




First you want to draw a line down you page to divide it in half , measure a few different points to draw you line through so that it is straight like so.



Turn your paper round the other way and repeat so that you end up with 4 rectangles, quarters.



So now you are ready to get inspired by nature - what animal prints are you familiar with - what plants - what other patterns from nature, have you ever looked at sea shells?



Once you are happy with your design you can colour it in - there you have it your very own fabulous fabrics of nature



Here is another we made to inspire you based on what the animals eat

