

CoolitArt


Inky Winter Scene




This is a fun way to play around with ink and create a wintery scene- using just one colour you can create a range of shades to add depth to your image just by adding water

Tools and Materials:


- Paper
- Paintbrushes including a large flat brush
- Ink
- Water



First to get you started you need to wet the paper - using the large flat brush as it is a bit quicker



As soon as your paper is wet start drawing! See where the shapes take you - more water, less water all have different effects - why not play around!



And there you have it your own Inky Winter Scene



Here's another we made to inspire you!

